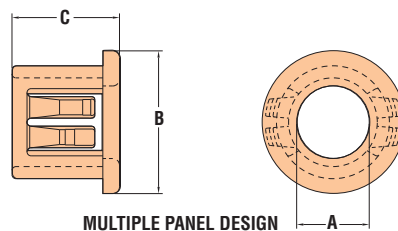
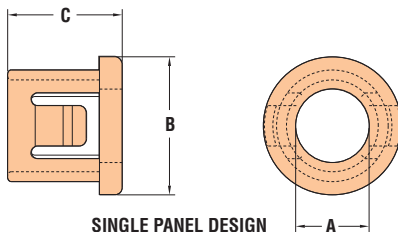




Heyco® Snap Bushings

Mounting Hole Diameter Range: .250" (6,4 mm) to .875" (22,2 mm)

- Convert raw-edged holes to smooth, neat, insulated holes.
- Insulate and mechanically protect electrical and telecommunications cables, tubing, hose, rope, and utility lines.
- Locking fingers snap into holes with fingertip pressure.
- Locking fingers in fractional increments up to the maximum panel thickness.
- Withstand a push back force of 35 pounds.
- Available in multiple sizes for use in .250" (6,4 mm) to 6.00" (152,4 mm) diameter holes.
- We offer the following brass-colored parts for lamp and lighting applications:
Part No. 2012, SB 312-3 Brass
Part No. 2033, SB 375-4 Brass
Part No. 2041, SB 437-4 Brass



MOUNTING HOLE DIAMETER		PART NO.		DESCRIPTION	PART DIMENSIONS					
		Black	White		A Inside Diameter		B Head Diameter		C Overall Height	
in.	mm.				in.	mm.	in.	mm.	in.	mm.
Single Locking Step for Panel Thickness up to .040" (1,0 mm)										
.250	6,4	2003	2004	SB 250-040	.13	3,2	.31	7,9	.31	7,9
Single Locking Step for Panel Thickness up to .062" (1,6 mm)										
.250	6,4	2000	2001	SB 250-2	.14	3,6	.31	7,9	.31	7,9
.312	7,9	2010	2011	SB 312-3	.19	4,8	.38	9,5		
Multiple Locking Steps for Panel Thickness up to .125" (3,2 mm)										
.375	9,5	2020 2030	2021 2031	SB 375-3 SB 375-4	.19 .25	4,8 6,4	.47	11,9	.41	10,3
.437	11,1	2042	2037	SB 437-243	.24	6,2	.53	13,5		
		2038	2039	SB 437-4	.27	6,8				
		2043	2044	SB 437-5	.31	7,9				
.500	12,7	2058	2059	SB 500-4	.25	6,4	.57	14,5		
		2049	2050	SB 500-5	.31	7,9				
		2053	2054	SB 500-6	.39	9,9				
.562	14,3	2060	2061	SB 562-5	.31	7,9	.66	16,7		
		2063	2064	SB 562-6	.39	9,9				
		2066	2067	SB 562-7	.44	11,1				
.625	15,9	2075	2078	SB 625-4	.25	6,4	.72	18,2		
		2070	2071	SB 625-7	.44	11,1				
		2073	2074	SB 625-8	.50	12,7				
.687	17,4	2083	2084	SB 687-8	.50	12,7	.78	19,8		
		2086	2087	SB 687-9	.56	14,3				
.750	19,1	2090	2091	SB 750-6	.39	9,9	.85	21,6		
		2092	2099	SB 750-8	.50	12,7				
		2093	2094	SB 750-9	.56	14,3				
		2096	2097	SB 750-10	.61	15,5				
.812	20,6	2100	2101	SB 812-9	.56	14,3	.89	22,6		
		2103	2104	SB 812-10	.63	15,9				
.875	22,2	2110	2111	SB 875-6	.38	9,5	.95	24,2	.45	11,5
		2113	2114	SB 875-7	.44	11,1				
		2116	2117	SB 875-8	.50	12,7				
		2120	2121	SB 875-9	.56	14,3				
		2123	2124	SB 875-10	.63	15,9				
		2126	2127	SB 875-11	.69	17,5				

Standard colors black and white. Consult Heyco for other colors.

*Quick
Specs*

Material

Nylon 6/6

Certifications



Recognized under the Component Program of Underwriters' Laboratories, File E15331



Certified by Canadian Standards Association, File 8919

Flammability Rating

94V-2

Temperature Range

-4°F (-18°C) to 221°F (105°C)



Heyco® Thick Panel Snap Bushings

Mounting Hole Diameter Range: .375" (9,5 mm) to 2.0" (50,8 mm)

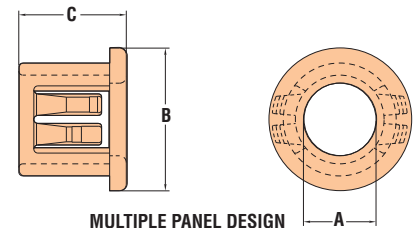
MOUNTING HOLE DIAMETER		PART NO.		DESCRIPTION	PART DIMENSIONS					
		Black	White		A Inside Diameter		B Head Diameter		C Overall Height	
in.	mm.				in.	mm.	in.	mm.	in.	mm.
Single Locking Step for Panel Thickness up to .170" (4,3 mm)										
.375	9,5	2017	2018	SB 375-281	.28	7,1	.47	11,9	.41	10,3
1.000	25,4	3085	3088	SBT 1000-790*	.80	20,3	1.13	28,8	.45	11,4
Multiple Locking Steps for Panel Thickness up to .250" (6,4 mm)										
.500	12,7	3126	3127	SBT 500-6	.39	9,9	.58	14,7	.56	14,3
.625	15,9	2830	2831	SB 625-500**	.50	12,7	.70	17,9	.53	13,5
.750	19,1	2840	2841	SB 750-625**	.63	15,9	.83	21,0		
.875	22,2	3104	3105	SBT 875-11	.69	17,5	.95	24,2	.56	14,3
1.000	25,4	3108	3109	SBT 1000-12	.77	19,4	1.13	28,6		
1.093-1.125	27,8-28,6	3128	3129	SBT 1093-15	.94	23,8	1.22	30,9		
1.187	30,2	3130	3131	SBT 1187-15	.94	23,8	1.31	33,3		
1.250	31,8	3132	3133	SBT 1250-16	1.00	25,4	1.31	33,2		
1.375	34,9	3110	3111	SBT 1375-16	1.00	25,4	1.50	38,1		
1.500	38,1	3112	3113	SBT 1500-21	1.31	33,3	1.62	41,2		
1.750	44,5	3114	3115	SBT 1750-22	1.38	34,9	1.88	47,6		
2.000	50,8	3116	3117	SBT 2000-26	1.63	41,3	2.13	54,0		

Standard colors black and white. Consult Heyco for other colors.

*Notched head, triple locking finger design.

**Single Locking Step for Panel Thickness up to .250" (6,4 mm).

- For use in mounting panels up to 1/4" thick.
- Convert raw-edged holes to smooth, neat, insulated holes.
- Insulate and mechanically protect electrical and telecommunications cables, tubing, hose, rope, and utility lines.
- Locking fingers snap into holes with fingertip pressure.
- Locking fingers in fractional increments up to the maximum panel thickness.
- Withstand a push back force of >35 pounds.
- Available in multiple sizes for use in .375" (9,5 mm) to 2.000" (50,8 mm) diameter holes.



MULTIPLE PANEL DESIGN

Heyco® Knock-Out Snap Bushings

For use in electrical boxes and enclosures up to thicknesses shown.

BOX HOLE DIAMETER		TRADE SIZE	PART NO. Black	DESCRIPTION	A Inside Diameter		PART DIMENSIONS B Head Diameter		C Overall Height	
in.	mm.				in.	mm.	in.	mm.	in.	mm.
Multiple Locking Steps for Box Thickness up to .125" (3,2 mm)										
.875	22,2	1/2	2126	SB 875-11	.69	17,5	.95	24,2	.45	11,5
1.093-1.125	27,8-28,6	3/4	2166	SB 1093-15	.94	23,8	1.22	30,9		
1.375	34,9	1	2210	SB 1375-16	1.01	25,8	1.49	37,3		
1.750	44,5	1-1/4	2300	SB 1750-22	1.38	34,9	1.88	47,6		
2.000	50,8	1-1/2	2406	SB 2000-28	1.75	44,5	2.13	54,0		
Multiple Locking Steps for Box Thickness up to .250" (6,4 mm)										
2.500	63,5	2	2420	SB 2.500-31	1.97	50,0	2.66	67,5	.72	8,3

Standard color black. Consult Heyco for white and other colors. For thicker boxes, see below.

Material

Nylon 6/6

Certifications

Recognized under the Component Program of Underwriters' Laboratories, File E15331

Certified by Canadian Standards Association, File 8919

Flammability Rating

94V-2

Temperature Range

-4°F (-18°C) to 221°F (105°C)

Quick Specs